

PB-FREE

SPECIFICATION FOR REFERENCE

(FOR TV/ MNT 4Channel LED APPLICATION PURPOSE)

LED BACKLIGHTING B'd

PART NO. FIF27LD-03W2

CONTENTS

- 1. Electrical Characteristics**
- 2. Functional Pin Description**
- 3. Operating description**
- 4. Mechanical Drawings**

1. Electrical Characteristics

© Analog Dimming

NO	Items (Unit)	Sign.	Condition		Min.	Typ.	Max.
1	Input Voltage [Vdc]	Vin			11	12	13
2	Input Current [A]	Iin	Vin=12V	CTRL=0V	1.0	1.16	1.3
				CTRL=5V	0.5	0.65	0.8
3	Output Voltage [Vdc]	Vout	Vin=12V	CTRL=0V	TBD	42	55
4	Output Current [mA]	Iout	Vin=12V	CTRL=0V	210	240	260
				CTRL=5V	125	150	175
5	ON/OFF Control	ON	Vin=12V, ON/OFF=5V		Normal Operation		
		OFF	Vin=12V, ON/OFF=0V		Shut – Down		

2. Functional Pin Description

2.1. Input Connector CN1 : JS-1125R-06 (CHAOSIN)


Pin No.	Symbol	Description
1,2	Vin	Input Voltage : 12V \pm 1V
3	ON / OFF	Power System Return (5V:ON, 0V:OFF)
4	CTRL	Dim Adjust, Apply 0V ~ 5Vdc to Control Current 0 V : MAX, 5V : MIN
5,6	GND	GND

2.2. Output Connector CN2 : 12507WR-06L (Yeon - ho)

Pin No.	Symbol	Description
1	FB1	IRLED (current out)
2	FB2	IRLED (current out)
3	Vled	VLED (voltage in)
4	Vled	VLED (voltage in)
5	FB3	IRLED (current out)
6	FB4	IRLED (current out)

3. Operating description

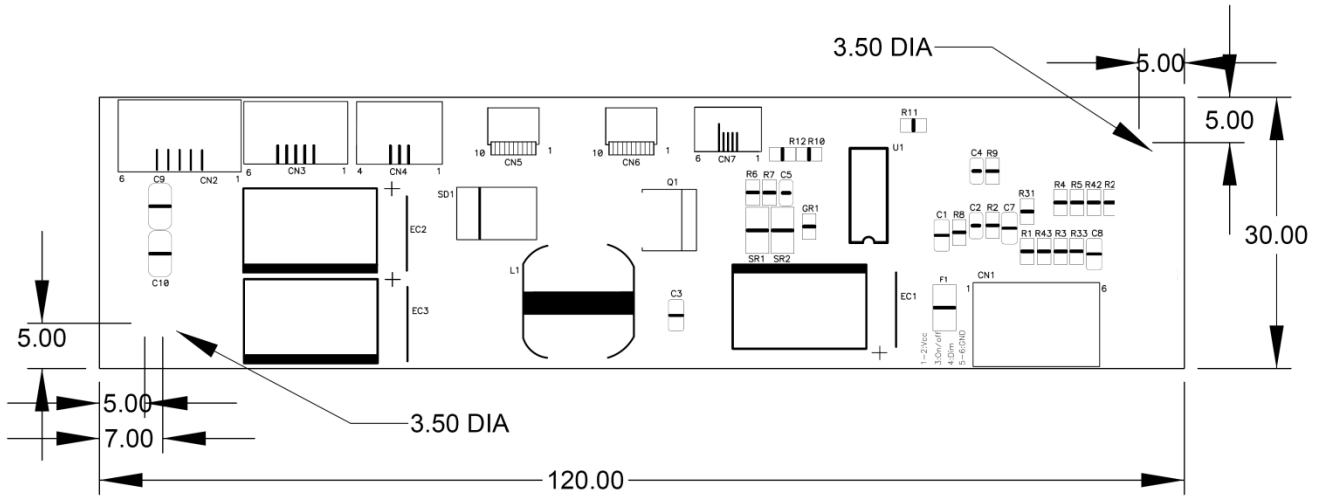
● Input Power Sequence



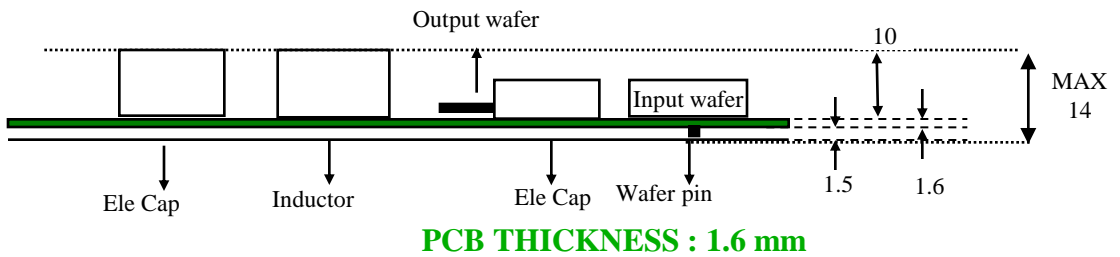
4. Mechanical Drawings

4.1. P.W.B

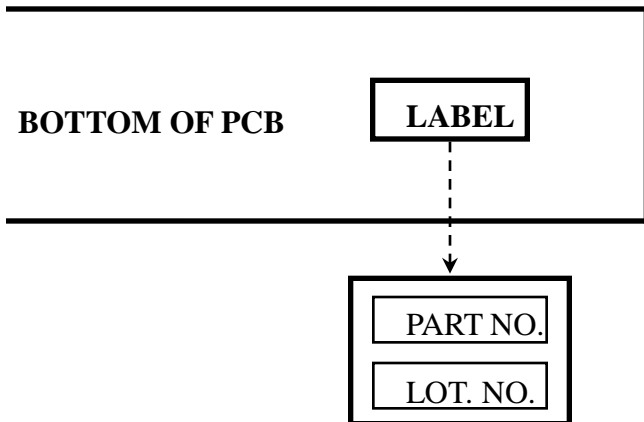
*. Unit : ±0.2mm



4.2. Trans & Connector



4.3. Marking



*.PART NO: FIF27LD-03W2

*.LOT NO.: 00000000-0

00 : MANUFACTURE
 00 : YEAR
 00 : MONTH
 00 : DAY
 0 : LOT